

Institution for testing, supervision and certification, officially recognized by the building supervisory authority. Approvals of new building materials, components and types of construction

Director  
Prof. Dr. Philip Leistner  
Prof. Dr. Klaus Peter Sedlbauer

## Test Report P-BA 46/2019e

# Noise behaviour of a pipe clamp for waste water systems in the laboratory

**Client:** NORM BAGLANTI VE TESBIT ELEMANLARI SAN.TIC.LTD.STI.  
Ataturk Sanayi Bolgesi General Mustafa Ozyanar Caddesi No.2  
34555/Hadimkoy – ISTANBUL  
TURKEY

**Test object:** Pipe clamp "NORM, 4", 109-119, 116-125" as double clamp consisting of "NORM Silent Pipe Clamp Upper Part 110" (product code NSSU110) and "NORM Silent Pipe Clamp with Nut 110" (product code NSSS110) with 17.7 mm spacers between the locking tabs of the clamp, manufacturer: NORM BAGLANTI VE TESBIT ELEMANLARI SAN.TIC.LTD.STI., mounted with a commercial plastic wastewater system OD 110.

**Content:**

|                  |   |
|------------------|---|
| Results sheet 1: | Summary of test results   |
| Figures 1 to 3:  | Detailed results  |
| Figures 4 and 5: | Test specimen, measurement set-up   |
| Annex H1:        | Realization of measurement, noise excitation and evaluation parameters, measurement set-up, evaluation of measuring data and determination of acoustic parameters |
| Annex P:         | Description of test facility  |

**Test date:** The measurement was carried out on April 9, 2019 in the test facilities of the Fraunhofer Institute for Building Physics in Stuttgart.

Stuttgart, June 14, 2019

Responsible Test Engineer:

Head of Laboratory:



M.Sc. B. Kaltbeitzel

M.BP. Dipl.-Ing.(FH) S. Öhler

The test was carried out in a laboratory, accredited according to DIN EN ISO/IEC 17025:2005 by DAkkS. The accreditation certificate is D-PL-11140-11-01.

Any publication of this document in part is subject to written permission by the Fraunhofer Institute for Building Physics (IBP).

# Determination of the A-sound pressure level reduction $\Delta L_{A\text{Feq},n}$ in the Laboratory

P-BA 46/2019e

Results sheet 1

**Client:** NORM BAGLANTI VE TESBIT ELEMANLARI SAN.TIC.LTD.STI., Ataturk Sanayi Bolgesi General Mustafa Ozyanar Caddesi No.2, 34555/Hadimkoy – ISTANBUL, TURKEY

**Test specimen:** Pipe clamp "NORM, 4", 109-119, 116-125" as double clamp consisting of "NORM Silent Pipe Clamp Upper Part 110" (product code NSSU110) and "NORM Silent Pipe Clamp with Nut 110" (product code NSSS110) with 17.7 mm spacers between the locking tabs of the clamp, manufacturer: NORM BAGLANTI VE TESBIT ELEMANLARI SAN.TIC.LTD.STI., mounted with a commercial plastic wastewater system OD 110. (test object no.: 11343-1; see figure 4 and 5).

**Test set-up:** The clamps "NORM Silent Pipe Clamp with Nut 110" which are fixed to the wall had 17.7 mm spacers between the locking tabs. The pipe clamps were fixed to the installation wall with dowels and thread rods and were adjusted on the wall that there was no pressure on the pipe (sliding clamp). The second clamp "NORM Silent Pipe Clamp Upper Part 110" (without connection to the wall) was pushed on to the other clamp. The clamps were closed with a tightening torque of 3 Nm.  
**Pipe system:** Commercial wastewater system (one-layer pipes: Material PP. Wall thickness 4.6 mm, weight 2.7 kg/m, density 1.8 g/cm<sup>3</sup>, values measured by IBP.) consisting of wastewater pipes (nominal size OD 110), three inlet tees, two 45°-basement bends and a horizontal drain section. The inlet tees in the basement and in the ground floor were closed by lids (see figure 4 and 5).  
 - **Reference set-up:** Rigid attachment of the waste water pipe system with 4" steel pipe clamps without elastomer inlays, closed with a tightening torque of 3 Nm (completely closed).  
 - **Test set-up:** Attachment of the waste water pipe system with "NORM Silent Pipe Clamp Upper Part 110" (product code NSSU110) and "NORM Silent Pipe Clamp with Nut 110" (product code NSSS110) with 17.7 mm spacers between the locking tabs of the clamp.  
 The test set-up was mounted by a technician under the authority of Fraunhofer IBP. (see figure 4 and 5 and Annex H and P).

**Test facility:** Installation test facility P12, mass per unit area of the installation wall: 220 kg/m<sup>2</sup>, mass per unit area of the ceiling: 440 kg/m<sup>2</sup>. Installation rooms: top floor (DG), ground floor (EG) front, basement (UG) front and sub-basement (KG); measuring room: basement UG front and UG rear. (For further details, please refer to Annex H1 and P.)

**Test method:** The measurements were performed following to EN 14366; noise excitation by steady water flow with 0.5 l/s, 1.0 l/s, 2.0 l/s and 4.0 l/s. Evaluation for comparison with requirements following German standards DIN 4109-1:2018 (details in Annex H1).

|                |  |                 |      |     |     |
|----------------|--|-----------------|------|-----|-----|
| <b>Result:</b> | <b>Test specimen:</b> Pipe clamp "NORM, 4", 109-119, 116-125" as double clamp consisting of "NORM Silent Pipe Clamp Upper Part 110" (product code NSSU110) and "NORM Silent Pipe Clamp with Nut 110" (product code NSSS110) with 17.7 mm spacers between the locking tabs of the clamp, manufacturer: NORM BAGLANTI VE TESBIT ELEMANLARI SAN.TIC.LTD.STI., mounted with a commercial plastic wastewater system OD 110. (test object no.: 11343-1; see figure 4 and 5). | Flow-rate [l/s] |      |     |     |
|                |  | 0.5             | 1.0  | 2.0 | 4.0 |
|                | <b>A-sound pressure level reduction <math>\Delta L_{A\text{Feq},n}</math> [dB],</b> measured and calculated for the basement test-room UG rear   | 13              | 12   | 12  | 12  |
|                | <b>Installation Sound Level <math>L_{A\text{Feq},n}</math> [dB(A)],</b> following DIN 4109 for the basement test-room UG rear  | < 10            | < 10 | 12  | 17  |

**Test date:** April 9, 2019

**Notes:**

- The reduction of the A-weighted sound level represents a measure for the decrease of noise felt by human ear using elastic mounting elements. It refers exclusively to the noise spectrum while exciting the pipe system by stationary water flow (as used at the measurements) and cannot be transferred directly to other types of noise sources.
- Sound levels below 10 dB(A) are not mentioned in the test report, since they are subject to an increased measurement uncertainty and moreover are not noticeable in a normal living environment.
- The above-mentioned measurement results require careful assembly of the pipe clamps (see test set-up).

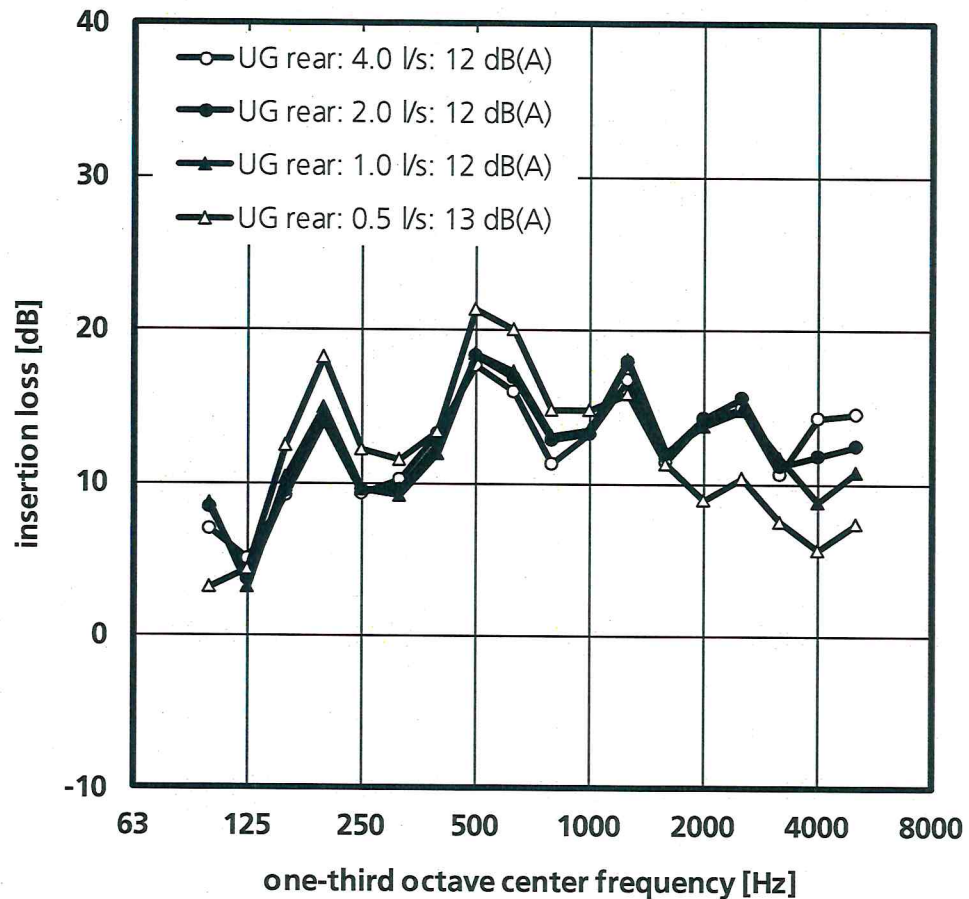


The test was carried out in a laboratory, accredited according to DIN EN ISO/IEC 17025:2005 by DAkkS. The accreditation certificate no. D-PL-11140-11-01.

Stuttgart, June 14, 2019  
 Head of Laboratory:

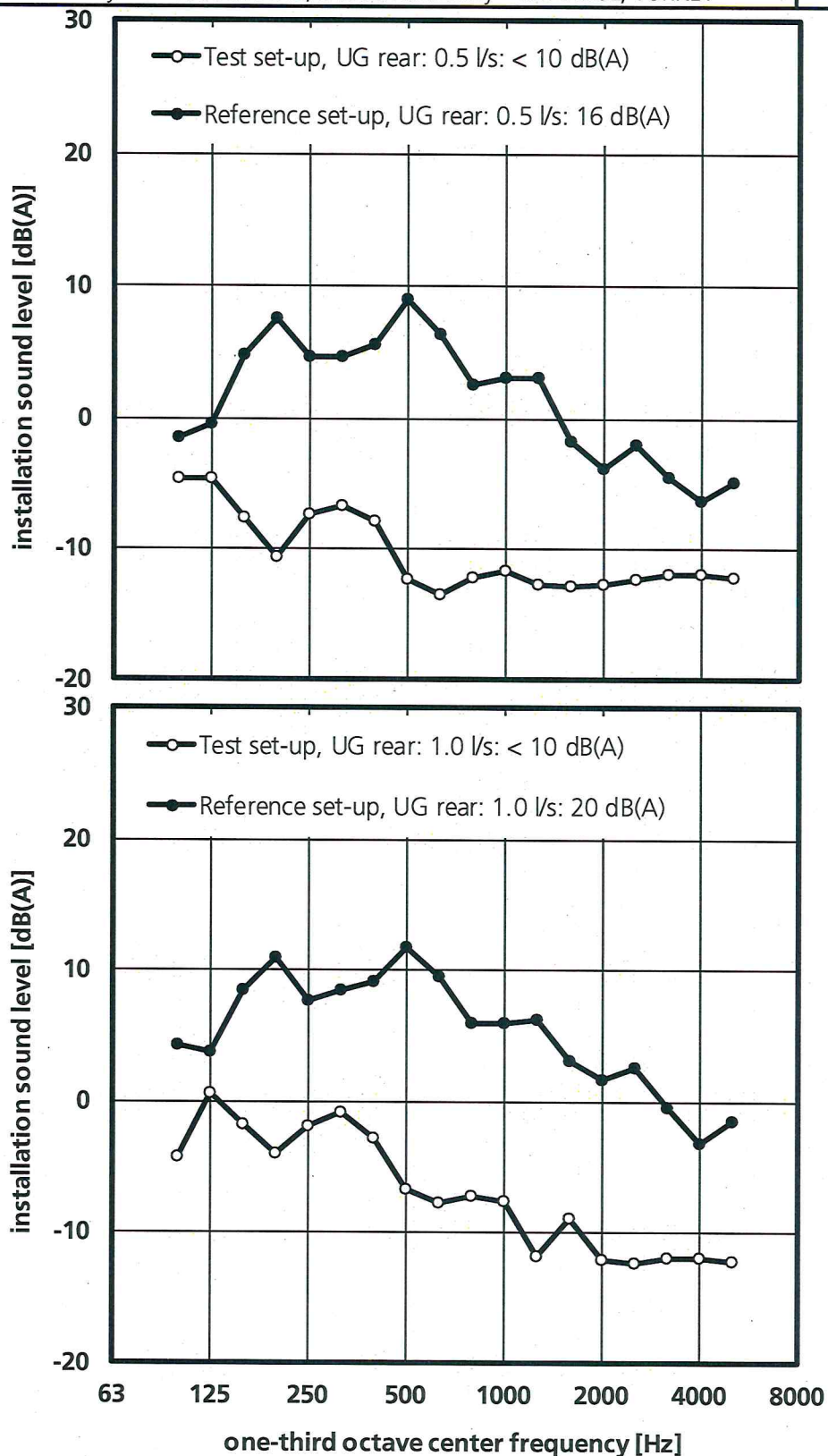






Frequency response of the insertion loss  $D_e$  by noise excitation at various flow rates 4.0 l/s, 2.0 l/s, 1.0 l/s and 0.5 l/s, measured in the test room UG rear. The A-weighted reduction of sound level  $\Delta L_{A, \text{Freq}, n}$  (referring to excitation by the various flow rates), for the reproduced frequency range from 100 to 5000 Hz, are represented in the legend.

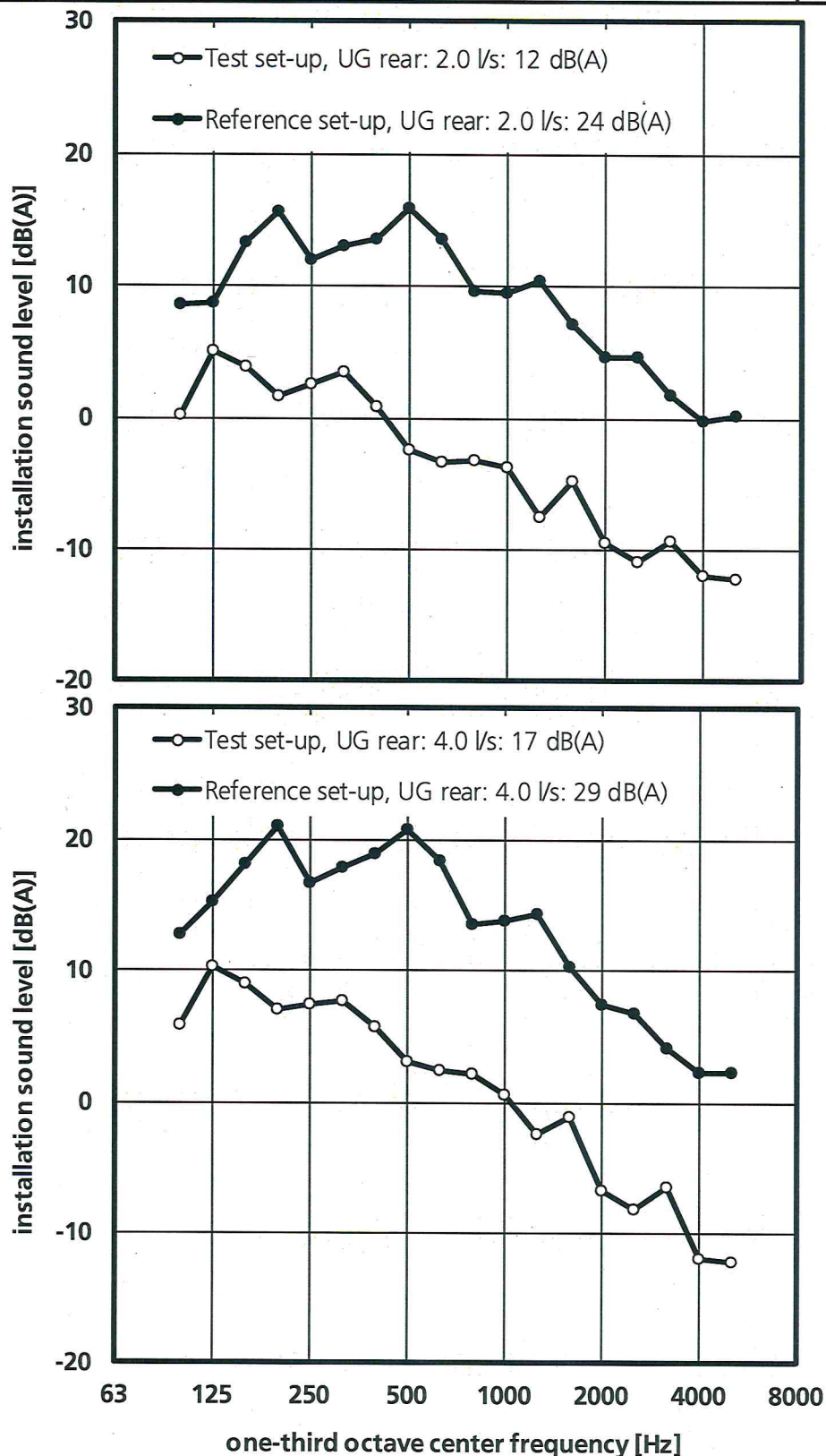
Test specimen: Pipe clamp "NORM, 4", 109-119, 116-125" as double clamp consisting of "NORM Silent Pipe Clamp Upper Part 110" (product code NSSU110) and "NORM Silent Pipe Clamp with Nut 110" (product code NSSS110) with 17.7 mm spacers between the locking tabs of the clamp, manufacturer: NORM BAGLANTI VE TESBIT ELEMANLARI SAN.TIC.LTD.STI., mounted with a commercial plastic wastewater system OD 110. (test object no.: 11343-1; see figure 4 and 5).  
Details about the test set-up in results sheet 1.



Frequency response of the installation-sound level  $L_{A, \text{Freq}, n}$  for the reference set-up (pipe clamps without elastomer inlay) and for the test set-up (pipe clamps with elastomer inlay) for a flow rate of 0.5 l/s (upper picture) and 1.0 l/s (lower picture) measured in the room UG rear behind the installation wall.

Test specimen: Pipe clamp "NORM, 4", 109-119, 116-125" as double clamp consisting of "NORM Silent Pipe Clamp Upper Part 110" (product code NSSU110) and "NORM Silent Pipe Clamp with Nut 110" (product code NSSS110) with 17.7 mm spacers between the locking tabs of the clamp, manufacturer: NORM BAGLANTI VE TESBIT ELEMANLARI SAN.TIC.LTD.STI., mounted with a commercial plastic wastewater system OD 110. (test object no.: 11343-1; see figure 4 and 5).

Details about the test set-up in results sheet 1.



Frequency response of the installation-sound level  $L_{A\text{Freq},n}$  for the reference set-up (pipe clamps without elastomer inlay) and for the test set-up (pipe clamps with elastomer inlay) for a flow rate of 2.0 l/s (upper picture) and 4.0 l/s (lower picture) measured in the room UG rear behind the installation wall.

Test specimen: Pipe clamp "NORM, 4", 109-119, 116-125" as double clamp consisting of "NORM Silent Pipe Clamp Upper Part 110" (product code NSSU110) and "NORM Silent Pipe Clamp with Nut 110" (product code NSSS110) with 17.7 mm spacers between the locking tabs of the clamp, manufacturer: NORM BAGLANTI VE TESBIT ELEMANLARI SAN.TIC.LTD.STI., mounted with a commercial plastic wastewater system OD 110. (test object no.: 11343-1; see figure 4 and 5).

Details about the test set-up in results sheet 1.

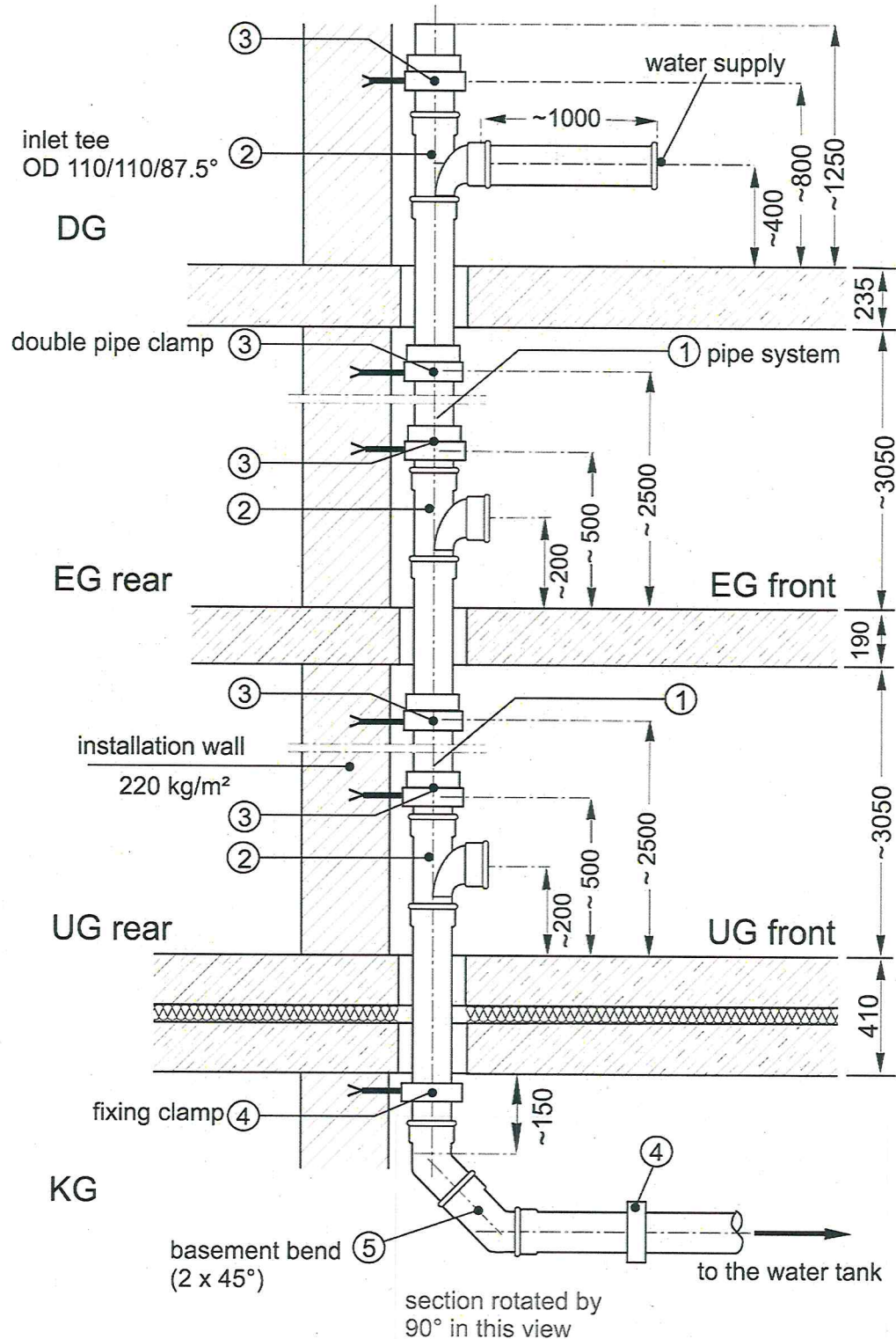




Upper pictures: Test specimen: Steel pipe clamp "NORM, 4", 109-119, 116-125" as double clamp consisting of "NORM Silent Pipe Clamp Upper Part 110" (product code NSSU110) and "NORM Silent Pipe Clamp with Nut 110" (product code NSSS110) with 17.7 mm spacers between the locking tabs of the clamp, manufacturer: NORM BAGLANTI VE TESBIT ELEMANLARI SAN.TIC.LTD.STI.

Middle picture: Test set-up, wastewater system with pipe clamps "NORM, 4", 109-119, 116-125" as double clamp with 17.7 mm spacers between the locking tabs of the clamps which were fixed to the wall. The pipe clamps were closed with a tightening torque of 3 Nm.

Lower picture: Reference set-up, Wastewater system with steel pipe clamps without elastomer inlay.



Installation plan of the test set-up in the test facility. Illustration simplified, schematically drawn and not to scale.

Test specimen: Wastewater installation system consisting of plastic pipes and fittings. Pipe clamp "NORM, 4", 109-119, 116-125" as double clamp consisting of "NORM Silent Pipe Clamp Upper Part 110" (product code NSSU110) and "NORM Silent Pipe Clamp with Nut 110" (product code NSSS110) with 17.7 mm spacers between the locking tabs of the clamp, manufacturer: NORM BAGLANTI VE TESBIT ELEMANLARI SAN.TIC.LTD.STI., mounted with a commercial plastic wastewater system OD 110. (test object no.: 11343-1; see figure 4 and 5).



## Realization of measurement

The insertion loss  $D_e$  describes the reduction of the installation sound level of waste water pipes by means of structure-borne or airborne sound insulating tubes or elastic mounting elements (e.g. pipe clamps) compared to a rigid attachment of the pipe to the wall. The measurements are performed following to DIN EN 14366 and the German standards DIN EN ISO 10052, DIN 4109 and VDI 4100, in which in situ measurements of the noise behavior of water installations are described. The execution of the measurements take place in two steps:

1. Measurement of the installation sound level of a reference set-up with a rigid attachment of the pipe to the installation wall.
2. Measurement of the installation sound level of the same pipe supplied with the structure-borne sound insulating tube or the elastic mounting element under test.

### Noise excitation and evaluation parameters

Any defined and metrological reproducible noise excitation requires steady state flow conditions inside the wastewater pipes. As the noise generation in waste water systems depends on the flow rate, noise measurements are usually performed at several flow rates  $Q$  which are typically encountered in practice:

- (1)  $Q = 0.5$  l/s, corresponding to  $Q = 30$  l/min,
- (2)  $Q = 1.0$  l/s, corresponding to  $Q = 60$  l/min,
- (3)  $Q = 2.0$  l/s, corresponding to  $Q = 120$  l/min,
- (4)  $Q = 4.0$  l/s, corresponding to  $Q = 240$  l/min.

Here, a flow rate of  $Q = 2.0$  l/s roughly corresponds to the average flow rate required for flushing a toilet. According to Prandtl-Colebrook, the highest flow rate used results from the admissible hydraulic charge of the horizontal pipe sections, which is  $Q_{\max} = 4$  l/s for OD 110 pipes.

The measurements take place in the room behind the installation wall (UG rear). The water flow generates vibrations of the wastewater pipe. These vibrations are transmitted to the installation wall through pipe clamps and/or other structure-borne sound bridges (e.g. fire protection sleeves), and then radiated by the wall (and to a lesser extent, also by the adjoining building parts) as airborne sound into the test room behind the installation wall. According to DIN EN ISO 10140-4 the sound pressure level is picked up at six points in the room, to be space and time-averaged and corrected for the background noise.

### Measurement set-up

In the water-installation test-facility run by the Fraunhofer Institute of Building Physics, a down pipe is installed leading from the top floor (DG) down to the sub-basement (KG) (for further details, please see Annex P). This down pipe is connected to a (OD 110) water inlet pipe on the top-floor level. The water is introduced through an S-shaped bend according to the standard EN 14366. In the sub-basement, the down pipe is connected to a bend (2 x 45 degree, usually) and merges into a horizontal discharge section, which in turn is joined to a water receptacle. The waste-water pipe on the ground floor (EG) and in the basement (UG) is fitted with conventional branches from main lines (usually, OD 110). Pipes and fittings are mounted according to the instructions given by the manufacturer. The air gaps between the tube and floor in the entrance and exit openings are stuffed with porous absorber in order to prevent any structure-borne sound bridges influencing the building. The waste-water piping is fastened to the installation wall (mass per unit surface  $m'' = 220$  kg/m<sup>2</sup>) by means of pipe clamps supplied by



the Client, which are adapted to the external diameter of the pipes. The locations of the fixation points and further dimensions are specified in the installation plan that is included in the test report.

Reference set-up

To determine the insertion loss of the samples a waste water pipe is attached to the installation wall (mass per unit area  $m'' = 220 \text{ kg/m}^2$ ) of the installation test facility (as mentioned above). The test facility is shown schematically in annex P. The pipe is attached to the wall by means of pipe clamps without profile rubber lining, adjusted to the outside diameter of the pipe, that are closed completely. The reference set-up resembles in all details (except for the pipe clamps) the measurement set-up with the object under test.

Measurement set-up with test object

The measurement set-up with test object is almost identical with the reference set-up. The only difference is, that the rigid clamps are replaced by the elastic ones under test. In case of structure-borne sound insulating tubes the pipe is completely encased in the insulating material. The rigid clamps are exchanged by clamps, which are adjusted to the outside diameter of the insulating tube and usually have no profile rubber lining.

**Evaluation of measuring data and determination of acoustic parameters**

The measured sound pressure level is given as time and space averaged one-third octave spectrum in the frequency range between 100 Hz and 5 kHz. First, the measured value is corrected for background noise. Subsequently, it is normalized to an equivalent sound absorption area of  $A_0 = 10 \text{ m}^2$  and A-weighted:

$$(1) \quad L_{i,AFeq,n} = 10 \cdot \lg \left( 10^{\frac{L_{i,F}}{10}} - 10^{\frac{L_{i,F,GG}}{10}} \right) + 10 \cdot \lg \frac{A_i}{A_0} + k(A)_i \quad [\text{dB(A)}]$$

|                                  |   |                   |
|----------------------------------|---|-------------------|
| $L_{i,F}$                        | space and time averaged sound pressure level in one-third octave band i (time constant: fast) | [dB]              |
| $L_{i,F,GG}$                     | background noise level in one-third octave band i   | [dB]              |
| $A_i = \frac{0.16 \cdot V}{T_i}$ | sound absorption area of test room for one-third octave band i                                | [m <sup>2</sup> ] |
| V                                | volume of test room   | [m <sup>3</sup> ] |
| $T_i$                            | reverberation time of test room in one-third octave band i                                    | [s]               |
| $k(A)_i$                         | A-weighting for one-third octave band i   | [dB]              |

If the difference between the measured one-third octave level and the background noise level is less than 3 dB, the correction for background noise will not be performed. Instead, the measured background noise level will be used as test result (as largest possible value). The total sound pressure level is obtained by energetically adding the one-third octave values.

$$(2) \quad L_{AFeq,n} = 10 \cdot \lg \left( \sum_{i=1}^{18} 10^{\frac{L_{i,AFeq,n}}{10}} \right), \quad [\text{dB(A)}]$$

where i indicates the number of one-third octave bands from 100 Hz to 5 kHz. The calculated level  $L_{AFeq,n}$  corresponds to the sound pressure level that would arise in a sparsely furnished reception room under otherwise equal conditions. The value represents the installation sound level in the test facility.

With stationary signals (e.g. waste water noise with a constant flow rate), in deviation from DIN 4109-4 and DIN EN ISO 10052 or VDI 4100 it is not the maximum value ( $L_{AFmax,n}$ , or  $\overline{L_{AFmax,nT}}$ ) but rather the temporally and spatially

averaged level ( $L_{A\text{Feq},n}$ , or  $\overline{L_{A\text{Feq},nT}}$ ) that is measured. This guarantees compliance with the reproducibility and accuracy requirements that are mandatory for test bench measurements (e.g. through the possibility of background noise correction), which would not be realisable with use of the maximum level that is determined according to the aforementioned standards for measurements on the building. On the basis of extensive experience, it is necessary to assume that the difference between  $L_{A\text{Fmax},n}$  and  $L_{A\text{Feq},n}$ , or between  $\overline{L_{A\text{Fmax},nT}}$  and  $\overline{L_{A\text{Feq},nT}}$  is a maximum 2-3 dB under normal circumstances.

The acoustic influence of the structure-borne sound insulating tube or the elastic mounting element under test is described by the frequency-dependent insertion loss  $D_{i,e}$ . The one-third octave values of the insertion loss  $D_{i,e}$  are the difference between the one-third octave levels  $L_{i,A\text{Feq},n-0}$ , measured with rigid pipe clamps, and the levels  $L_{i,A\text{Feq},n-1}$ , measured with the insulating tube or the elastic mounting element under test

$$(3) \quad D_{i,e} = L_{i,A\text{Feq},n-0} - L_{i,A\text{Feq},n-1} \quad [\text{dB}]$$

Additionally the reduction of the A-weighted sound level  $\Delta L_{A\text{Feq},n}$  by the test object is determined. For this purpose the A-weighted total sound pressure levels are subtracted from each other instead of the one-third octave levels.

$$(4) \quad \Delta L_{A\text{Feq},n} = L_{A\text{Feq},n-0} - L_{A\text{Feq},n-1} \quad [\text{dB}]$$

The reduction of the A-weighted sound level represents a measure for the decrease of noise felt by human ear using structure-borne sound insulating tubes or elastic mounting elements. It refers exclusively to the noise spectrum while exciting the pipe system by a stationary water flow (as used at the measurements) and can't be transferred directly to other types of noise sources.

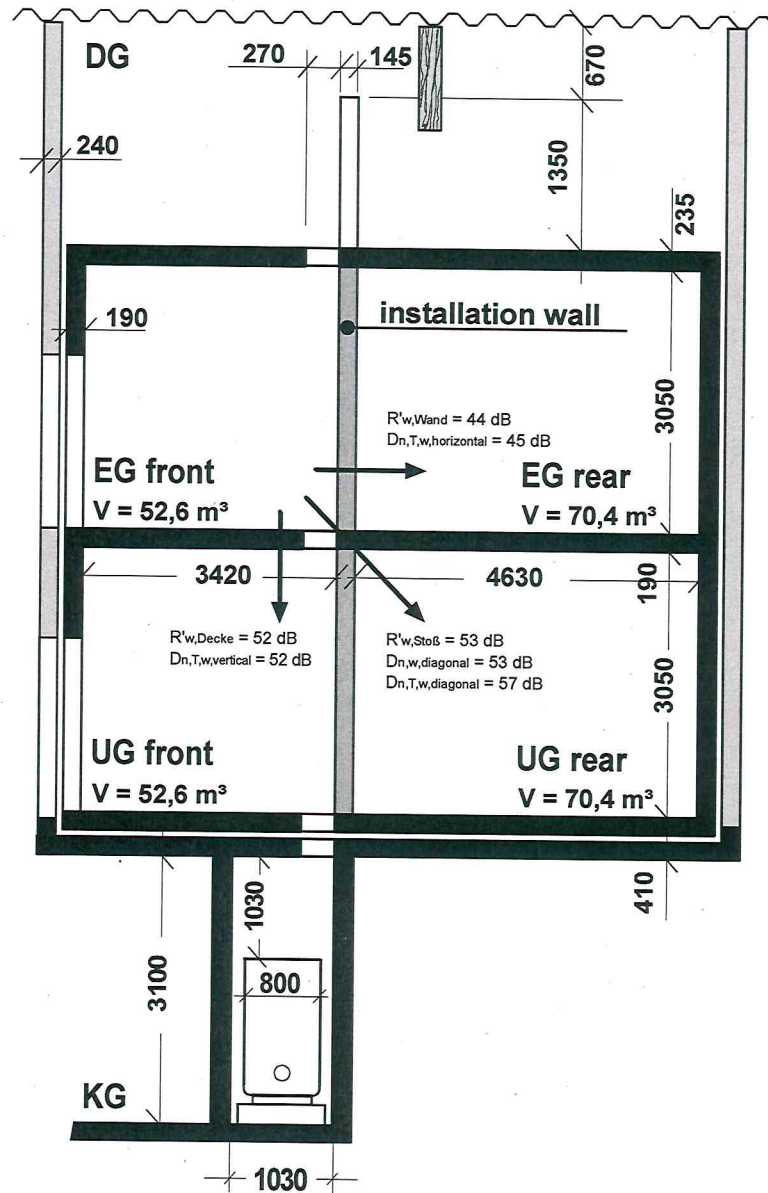
### Scope of the measurements

#### Transferability of the results to other building situations

Concerning the practical application of the measuring results it has to be noted that the reduction of the A-weighted sound level achieved in situ can deviate from the value indicated in the test report, if waste water systems are used, whose shape or nominal diameter differs substantially from the system under test. The same applies to waste water systems with different materials (cast iron, steel, or plastic). Different variations of installation, as for example the mounting under plaster, the mounting with other elastic mounting elements, etc., likewise influence the insertion loss. Moreover it has to be considered, that the attainable noise reduction in practice can be decreased by structure-borne sound bridges between the tap or the pipe and the building. In the values given here these side paths are not considered.



## Test facility



Sectional drawing of the installation test facility in the Fraunhofer-Institute of Building Physics (dimensions given in mm). The test facility comprises two couples of rooms in the ground floor (EG) and in the basement (UG) that are located above each other. Due to this construction, including the top floor (DG) and the sub-basement (KG), it is possible to perform tests on installation systems which extend across several floors, e.g. waste-water installation systems. The installation walls in the ground floor and in the basement can be substituted according to actual requirements. In the standard case, single-leaf solid walls with a mass per unit area of  $220 \text{ kg/m}^2$  (according to German standard DIN 4109) are used. Since the sound insulation of these walls do not meet the requirements to be fulfilled by a wall separating different occupancies within the same building ( $R'_w \geq 53 \text{ dB}$ ), the next adjacent rooms to be protected from noise are located diagonally above or below the installation room (in case of a usual design of the ground plan). Due to its double-leaf construction with an additional structure-borne sound insulation, the installation test facility is particularly suited for measuring low sound pressure levels. The measuring rooms are designed in such a way that the reverberation times are between 1 s and 2 s within the examined frequency range. The flanking walls, with an average mass per unit area of approximately  $440 \text{ kg/m}^2$ , are made of concrete.

**Measurement equipment**

Following measurement equipment was used for the measurements in the installation test facility P12 of the Fraunhofer-Institute for Building Physics:

| Device                   | Type   | Manufacturer           |
|--------------------------|--|------------------------|
| Analyser                 | Soundbook_MK2_8L   | Sinus Messtechnik      |
| ½"-microphone-Set        | 46 AF (cartridge: Typ 40 AF-Free Field; pre-amp: Typ 26 TK)                    | G.R.A.S                |
| ½"-microphone-Set (IEPE) | 46 AE (cartridge: Typ 40 AE-Free Field; pre-amp: Typ 26 CA)                    | G.R.A.S                |
| 1"-microphone-Set        | 40HF (cartridge: Typ 40EH-LowNoise; pre-amp: Typ 26HF; Power Module: Typ 12HF) | G.R.A.S                |
| 1"-microphone            | 4179   | Brüel & Kjær           |
| 1"-preamplifier          | 2660   | Brüel & Kjær           |
| Microphone-calibrator    | 4231   | Brüel & Kjær           |
| Accelerometer            | 4371 and 4370  | Brüel & Kjær           |
| Conditioning amplifier   | Nexus 2692-A-014   | Brüel & Kjær           |
| Accelerometer (IEPE)     | 352B   | PCB Piezotronics, Inc. |
| Accelerometer-calibrator | VC11   | MMF                    |
| Amplifier                | LBB 1935/20  | Bosch Plena            |
| Loudspeaker              | MLS 82   | Lanny                  |
| Reference sound source   | 382  | Rox                    |
| Standard tapping machine | 211  | Norsonic               |

The used Analyser is a type-approved Class 1 sound level meter. All measurement devices are tested frequently by internal and external testing laboratories, are calibrated and if necessary gauged.



Annex No: 1

Certificate No.: Z-IS-TGK-IST-19-07-5010011896-19-IS-389a-34-B-02

HEAVY DUTY PIPE CLAMP WITH HEAD TENSILE TEST RESULTS



Türkiye





Norm Bağlantı ve Tesbit Elemanları San. Tic. Ltd. Şti.

Test Date : 04.07.2019

| Product Code | Dimension | Tested Sample no | Catalogue Fracture Value (kN) | Fracture Value (kN) | Fracture area / Type |
|--------------|-----------|------------------|-------------------------------|---------------------|----------------------|
| NAKC 020     | 3/4"      | 1                | 10 kN                         | 13.605              | Sheet Metal          |
|              |           | 2                |                               | 13.392              | Sheet Metal          |
|              |           | 3                |                               | 13.313              | Sheet Metal          |
| NAKC 032     | 1 1/4"    | 1                | 10 kN                         | 13.901              | Sheet Metal          |
|              |           | 2                |                               | 11.012              | Sheet Metal          |
|              |           | 3                |                               | 11.104              | Sheet Metal          |
| NAKC 050     | 2"        | 1                | 10 kN                         | 11.418              | Sheet Metal          |
|              |           | 2                |                               | 13.285              | Sheet Metal          |
|              |           | 3                |                               | 13.388              | Sheet Metal          |
| NAKC 080     | 3"        | 1                | 10 kN                         | 11.714              | Sheet Metal          |
|              |           | 2                |                               | 11.386              | Sheet Metal          |
|              |           | 3                |                               | 11.813              | Sheet Metal          |
| NAKC 125     | 5"        | 1                | 20 kN                         | 23.189              | Sheet Metal          |
|              |           | 2                |                               | 23.372              | Sheet Metal          |
|              |           | 3                |                               | 21.631              | Sheet Metal          |
| NAKC 200     | 8"        | 1                | 20 kN                         | 32.664              | Sheet Metal          |
|              |           | 2                |                               | 30.253              | Sheet Metal          |
|              |           | 3                |                               | 32.242              | Sheet Metal          |
| NAKC 300     | 12"       | 1                | 35 kN                         | 40.405              | Sheet Metal          |
|              |           | 2                |                               | 38.679              | Sheet Metal          |
|              |           | 3                |                               | 39.419              | Sheet Metal          |
| NAKC 400     | 16"       | 1                | 35 kN                         | 47.457              | Sheet Metal          |
|              |           | 2                |                               | 43.090              | Sheet Metal          |
|              |           | 3                |                               | 46.339              | Sheet Metal          |
| NAKC 500     | 20"       | 1                | 35 kN                         | 61.628              | Sheet Metal          |
|              |           | 2                |                               | 44.471              | Sheet Metal          |
|              |           | 3                |                               | 68.158              | Sheet Metal          |

## HEAVY DUTY PIPE CLAMP WITH NUT TENSILE TEST RESULTS

| <br>Norm Bağlantı ve Tesbit Elemanları San. Tic. Ltd. Şti. |           |                  |                               | Test Date : 04.07.2019 |                      |
|---|-----------|------------------|-------------------------------|------------------------|----------------------|
| Product Code  | Dimension | Tested Sample no | Catalogue Fracture Value (kN) | Fracture Value (kN)    | Fracture area / Type |
| NASC 015  | 1/2"      | 1                | 10 kN                         | 14.185                 | Sheet Metal          |
|   |           | 2                |                               | 13.372                 | Sheet Metal          |
|   |           | 3                |                               | 13.258                 | Sheet Metal          |
| NASC 025  | 1"        | 1                | 10 kN                         | 10.869                 | Sheet Metal          |
|   |           | 2                |                               | 13.125                 | Sheet Metal          |
|   |           | 3                |                               | 13.529                 | Fracture of Bolt     |
| NASC 040  | 1 1/2"    | 1                | 10 kN                         | 12.783                 | Sheet Metal          |
|   |           | 2                |                               | 12.837                 | Sheet Metal          |
|   |           | 3                |                               | 12.977                 | Sheet Metal          |
| NASC 065  | 2 1/2"    | 1                | 10 kN                         | 10.411                 | Sheet Metal          |
|   |           | 2                |                               | 11.910                 | Sheet Metal          |
|   |           | 3                |                               | 10.873                 | Sheet Metal          |
| NASC 100  | 4"        | 1                | 14 kN                         | 14.748                 | Sheet Metal          |
|   |           | 2                |                               | 19.140                 | Sheet Metal          |
|   |           | 3                |                               | 18.193                 | Sheet Metal          |
| NASC 150  | 6"        | 1                | 20 kN                         | 22.634                 | Sheet Metal          |
|   |           | 2                |                               | 24.248                 | Sheet Metal          |
|   |           | 3                |                               | 22.561                 | Sheet Metal          |
| NASC 250  | 10"       | 1                | 20 kN                         | 31.693                 | Sheet Metal          |
|   |           | 2                |                               | 30.772                 | Sheet Metal          |
|   |           | 3                |                               | 32.508                 | Sheet Metal          |
| NASC 350  | 14"       | 1                | 35 kN                         | 39.321                 | Sheet Metal          |
|   |           | 2                |                               | 37.323                 | Sheet Metal          |
|   |           | 3                |                               | 37.976                 | Sheet Metal          |
| NASC 450  | 18"       | 1                | 35 kN                         | 61.869                 | Sheet Metal          |
|   |           | 2                |                               | 44.244                 | Tear of Screw        |
|   |           | 3                |                               | 52.822                 | Tear of Screw        |





## Annex No: 1



Certificate No.: Z-IS-TGK-IST-19-07-5010011896-19-IS-389a-34-B-01

## PIPE CLAMP WITH COMBI NUT TENSILE TEST RESULTS

Türkiye




Norm Bağlantı ve Tesbit Elemanları San. Tic. Ltd. Şti.

Test Date :03.07.2019

| Product Code | Dimension | Tested Sample no | Catalogue Fracture Value (kN) | Fracture Value (kN) | Fracture area /Type |
|--------------|-----------|------------------|-------------------------------|---------------------|---------------------|
| NKSC 006     | 1/8"      | 1                | 3,9 kN                        | 5.328               | Tear of Bolt        |
|              |           | 2                |                               | 5.009               | Tear of Bolt        |
|              |           | 3                |                               | 4.430               | Tear of Bolt        |
| NKSC 008     | 1/4"      | 1                | 3,9 kN                        | 5.953               | Nut Welding         |
|              |           | 2                |                               | 5.701               | Tear of Bolt        |
|              |           | 3                |                               | 5.900               | Tear of Bolt        |
| NKSC 010     | 3/8"      | 1                | 3,9 kN                        | 4.243               | Nut Welding         |
|              |           | 2                |                               | 5.316               | Tear of Bolt        |
|              |           | 3                |                               | 5.613               | Tear of Bolt        |
| NKSC 015     | 1/2"      | 1                | 3,9 kN                        | 5.002               | Nut Welding         |
|              |           | 2                |                               | 6.029               | Tear of Bolt        |
|              |           | 3                |                               | 4.453               | Tear of Bolt        |
| NKSC 020     | 3/4"      | 1                | 3,9 kN                        | 5.662               | Tear of Bolt        |
|              |           | 2                |                               | 5.263               | Tear of Bolt        |
|              |           | 3                |                               | 4.599               | Sheet Metal         |
| NKSC 025     | 1"        | 1                | 3,9 kN                        | 5.268               | Tear of Bolt        |
|              |           | 2                |                               | 5.190               | Tear of Bolt        |
|              |           | 3                |                               | 5.708               | Tear of Bolt        |
| NKSC 032     | 1 1/4"    | 1                | 4,8 kN                        | 5.800               | Nut Welding         |
|              |           | 2                |                               | 6.607               | Tear of Bolt        |
|              |           | 3                |                               | 6.495               | Tear of Bolt        |
| NKSC 040     | 1 1/2"    | 1                | 4,8 kN                        | 5.750               | Tear of Bolt        |
|              |           | 2                |                               | 5.306               | Tear of Bolt        |
|              |           | 3                |                               | 6.568               | Tear of Bolt        |
| NKSC 050     | 2"        | 1                | 4,8 kN                        | 5.268               | Tear of Bolt        |
|              |           | 2                |                               | 6.262               | Tear of Bolt        |
|              |           | 3                |                               | 6.621               | Tear of Bolt        |
| NKSC 065     | 2 1/2"    | 1                | 6,9 kN                        | 8.641               | Nut Welding         |
|              |           | 2                |                               | 8.385               | Nut Welding         |
|              |           | 3                |                               | 9.479               | Tear of Bolt        |
| NKSC 080     | 3"        | 1                | 6,9 kN                        | 10.276              | Nut Welding         |
|              |           | 2                |                               | 9.907               | Tear of Bolt        |
|              |           | 3                |                               | 12.072              | Tear of Bolt        |
| NKSC 100     | 4"        | 1                | 6,9 kN                        | 9.619               | Tear of Bolt        |
|              |           | 2                |                               | 9.734               | Nut Welding         |
|              |           | 3                |                               | 7.994               | Nut Welding         |
| NKSC 125     | 5"        | 1                | 7,8 kN                        | 8.916               | Fracture of Bolt    |
|              |           | 2                |                               | 8.967               | Fracture of Bolt    |
|              |           | 3                |                               | 10.448              | Nut Welding         |
| NKSC 150     | 6"        | 1                | 7,8 kN                        | 10.881              | Fracture of Bolt    |
|              |           | 2                |                               | 8.448               | Nut Welding         |
|              |           | 3                |                               | 9.761               | Tear of Bolt        |
| NKSC 200     | 8"        | 1                | 7,8 kN                        | 10.847              | Fracture of Bolt    |
|              |           | 2                |                               | 9.671               | Tear of Bolt        |
|              |           | 3                |                               | 9.420               | Fracture of Bolt    |

## PIPE CLAMP WITH NUT TENSILE TEST RESULTS

| <br>Norm Bağlantı ve Tesbit Elemanları San. Tic. Ltd. Şti. |           |               |                               | Test Date : 03.07.2019 |                     |
|---|-----------|---------------|-------------------------------|------------------------|---------------------|
| Product Code  | Dimension | Tested Sample | Catalogue Fracture Value (kN) | Fracture Value (kN)    | Fracture area /Type |
| NSC 006   | 1/8"      | 1             | 3,9 kN                        | 4.251                  | Tear of Bolt        |
|   |           | 2             |                               | 5.663                  | Tear of Bolt        |
|   |           | 3             |                               | 4.875                  | Tear of Bolt        |
| NSC 008   | 1/4"      | 1             | 3,9 kN                        | 5.456                  | Tear of Bolt        |
|   |           | 2             |                               | 5.448                  | Tear of Bolt        |
|   |           | 3             |                               | 5.519                  | Tear of Bolt        |
| NSC 010   | 3/8"      | 1             | 3,9 kN                        | 5.320                  | Sheet Metal         |
|   |           | 2             |                               | 4.837                  | Sheet Metal         |
|   |           | 3             |                               | 5.441                  | Sheet Metal         |
| NSC 015   | 1/2"      | 1             | 3,9 kN                        | 5.780                  | Tear of Bolt        |
|   |           | 2             |                               | 5.889                  | Tear of Bolt        |
|   |           | 3             |                               | 5.384                  | Tear of Bolt        |
| NSC 020   | 3/4"      | 1             | 3,9 kN                        | 4.944                  | Sheet Metal         |
|   |           | 2             |                               | 5.086                  | Nut Welding         |
|   |           | 3             |                               | 4.981                  | Sheet Metal         |
| NSC 025   | 1"        | 1             | 3,9 kN                        | 4.873                  | Sheet Metal         |
|   |           | 2             |                               | 4.961                  | Sheet Metal         |
|   |           | 3             |                               | 5.034                  | Sheet Metal         |
| NSC 032   | 1 1/4"    | 1             | 4,8 kN                        | 5.743                  | Tear of Bolt        |
|   |           | 2             |                               | 6.162                  | Tear of Bolt        |
|   |           | 3             |                               | 6.105                  | Nut Welding         |
| NSC 040   | 1 1/2"    | 1             | 4,8 kN                        | 5.710                  | Tear of Bolt        |
|   |           | 2             |                               | 6.175                  | Tear of Bolt        |
|   |           | 3             |                               | 5.972                  | Tear of Bolt        |
| NSC 050   | 2"        | 1             | 4,8 kN                        | 5.651                  | Tear of Bolt        |
|   |           | 2             |                               | 6.590                  | Tear of Bolt        |
|   |           | 3             |                               | 6.410                  | Tear of Bolt        |
| NSC 065   | 2 1/2"    | 1             | 6,9 kN                        | 8.972                  | Tear of Bolt        |
|   |           | 2             |                               | 9.656                  | Nut Welding         |
|   |           | 3             |                               | 8.934                  | Tear of Bolt        |
| NSC 080   | 3"        | 1             | 6,9 kN                        | 7.997                  | Tear of Bolt        |
|   |           | 2             |                               | 7.669                  | Tear of Bolt        |
|   |           | 3             |                               | 8.131                  | Tear of Bolt        |
| NSC 100   | 4"        | 1             | 6,9 kN                        | 7.565                  | Tear of Bolt        |
|   |           | 2             |                               | 7.533                  | Tear of Bolt        |
|   |           | 3             |                               | 8.395                  | Tear of Bolt        |
| NSC 125   | 5"        | 1             | 7,8 kN                        | 10.970                 | Fracture of Bolt    |
|   |           | 2             |                               | 10.655                 | Fracture of Bolt    |
|   |           | 3             |                               | 10.159                 | Fracture of Bolt    |
| NSC 150   | 6"        | 1             | 7,8 kN                        | 9.556                  | Nut Welding         |
|   |           | 2             |                               | 7.941                  | Tear of Bolt        |
|   |           | 3             |                               | 8.828                  | Tear of Bolt        |
| NSC 200   | 8"        | 1             | 7,8 kN                        | 8.069                  | Fracture of Bolt    |
|   |           | 2             |                               | 11.911                 | Tear of Bolt        |
|   |           | 3             |                               | 10.582                 | Fracture of Bolt    |